

**Document Number** EIU3009-SIL44-0001

**Revision No.** 0

**Date** 07 Feb 2017

**Subject** Ethernet Interface Unit: Increased time required for device update

**ATA Chapter** 44

**Aircraft Type** C650, C350, LJ70, LJ75, VIP

**Applicability** EIU3009-001-001, Ethernet Interface Unit. S/N: all

**References** na

**Additional distribution** Bombardier, LearJet, IDAIR

**Prepared**

Heiko, Maeser 63313  
(Date / Name / Phone / Signature)

**Issued**

Steinberg, Sven 61681  
(Date / Name / Phone / Signature)

**Subject** Ethernet Interface Unit: Increased time required for device update

## 1. Purpose

This Service Information Letter provides the information on additional time requirement to update the EIU3009-001-001 (EIU) in case of LRU exchange or system software update. During this time the galley control panel (GCP) may not be operative and stays black.

## 2. Description







Performance of the “iod.bin” (part of the EIU core software) update could take up to 20 minutes with an inoperative GCP for at least EIU 0x01 without any progress indication during this time frame.

This behaviour led to a misinterpretation of non-defective LRU's, resulting in unnecessary exchanges and efforts for all parties concerned.

## 3. How to check if extended update time is required to update the EIU

Before updating an EIU within an aircraft system, check if additional 20 minutes are to be scheduled for the update process.

For Bombardier and Learjet aircrafts navigate to the main screen of the GCP and select the following button sequence. Graphical User Interface may differ for VIP aircrafts. Refer to the appropriate software load procedure for further details:

-  (system)
-  (CMS equipment)
-   
 (fwd- or aft ethernet interface unit)
-  (software info)
-  (iod.bin)

If the „iod.bin“ file is marked with an “x” additional 20 minutes for the EIU update are required.

If the „iod.bin“ file is marked with a checkmark  no “iod.bin” update is necessary required.

## 4. How to proceed

Ensure to provide power for at least 20 minutes while the system or an EIU is “updating” before system shutdown or system reboot and check if GCP is operative again.

NOTE: There might be a screensaver implemented.

If mistakenly the update process has been interrupted reboot the system and ensure power for at least 20 minutes for boot up the system. Perform update once again with respect to the requirements described before.